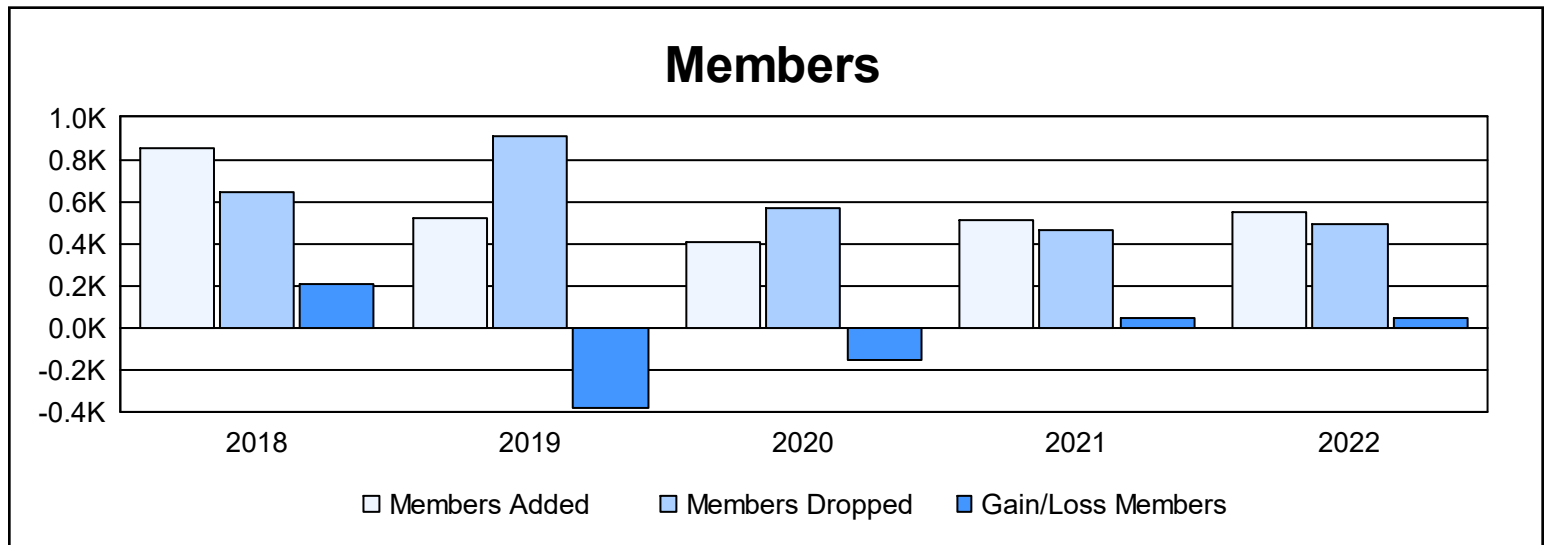
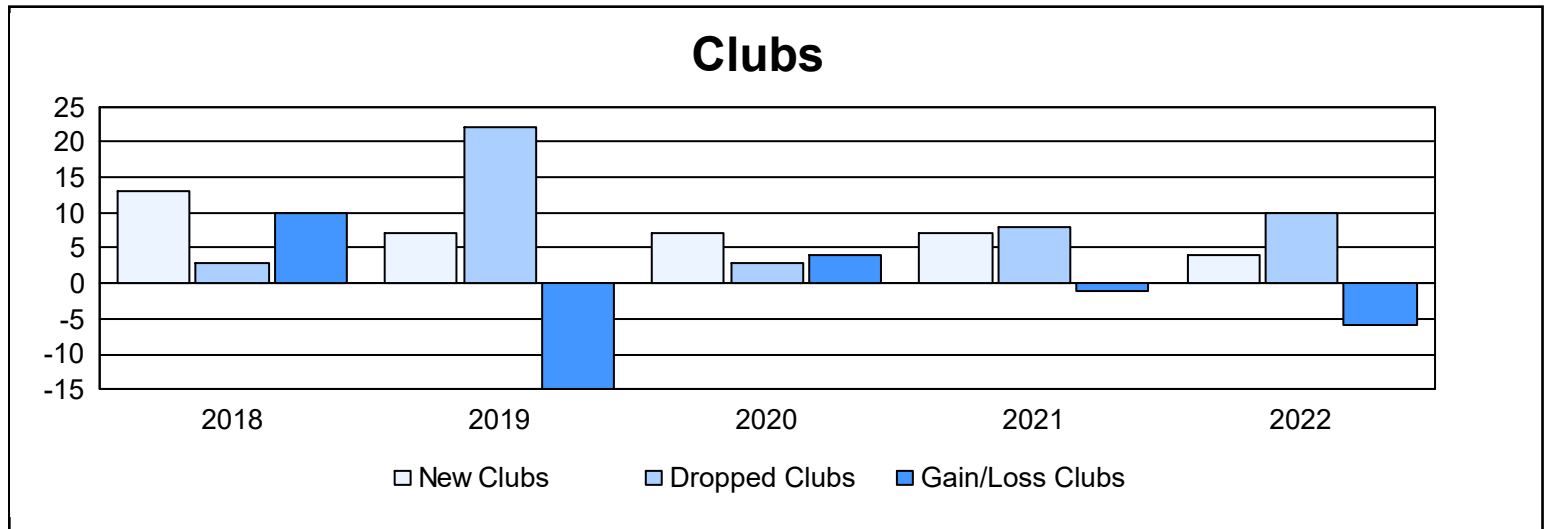
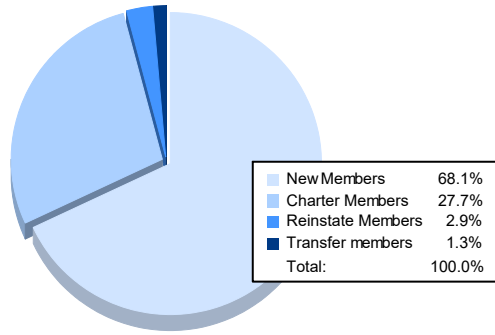


| Year | New Clubs | Dropped Clubs | Gain/ Loss Clubs | New Members | Charter Members | Reinstate Members | Transfer Members | Total Member Added | Total Members Dropped | Gain/ Loss Members |
|----------------|-----------|---------------|------------------|-------------|-----------------|-------------------|------------------|--------------------|-----------------------|--------------------|
| 2017-2018 | 13 | 3 | 10 | 405 | 377 | 37 | 33 | 852 | 642 | 210 |
| 2018-2019 | 7 | 22 | -15 | 339 | 161 | 6 | 13 | 519 | 905 | -386 |
| 2019-2020 | 7 | 3 | 4 | 204 | 189 | 10 | 6 | 409 | 566 | -157 |
| 2020-2021 | 7 | 8 | -1 | 294 | 199 | 19 | 3 | 515 | 466 | 49 |
| 2021-2022 | 4 | 10 | -6 | 371 | 151 | 16 | 7 | 545 | 496 | 49 |
| Average | 8 | 9 | -2 | 323 | 215 | 18 | 12 | 568 | 615 | -47 |



Membership Composition June 2022 Cumulative



Gender Composition June 2022 Cumulative

